

Sarah Padula

Professor Dieter

Mentoring 1

### Classroom Design Project

I separated by student's desk based on if they like to work in groups or alone. This is based on Danielson's Domain 2 Component 2a2, students can interact with one another and bounce ideas off each other. I also have separate desk for the students who like to work alone or in a quieter space. This is an easy way for me as the teacher to work one on one with the students and answer any of the questions they may have without having a whole group around. I have it in this set up so that each student feels comfortable and will be able to relax during their work. I will have the students work around the classroom which is part of Domain 2 Component 2b3. I want my students to show me their best work and if they have it posted around the classroom it will have them work hard and have pride in their work. The carpet is in the front of the classroom for morning meeting and if the students would like to play there during center time, this can be part of Domain 2 Component 2e.2. I also have the teacher's desk in the very back of the classroom along with the half circle table, which is for reading groups, this is how I will be able to always see the classroom. While I am having the class be tested for reading the students will not be distracted by what is going on in the rest of room. The rules will be posted at the front of the room along with any of the other resource the students will need, Domain 1, Component 1d.3. Along with the reading center there will be an art, math, quiet, and different center of the week for the students to utilize during their center time.

White Board/Smart Board

Resources


Door

Morning Meeting Carpet

S  
T  
U  
D  
E  
N  
T  
S  
  
W  
O  
R  
K

Closet

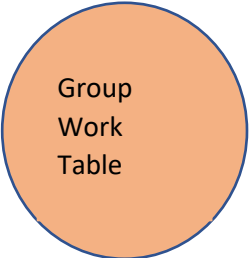
Closet



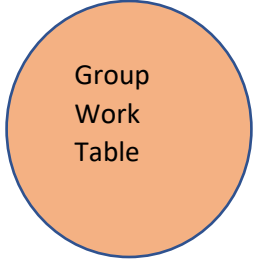
Desk

Desk

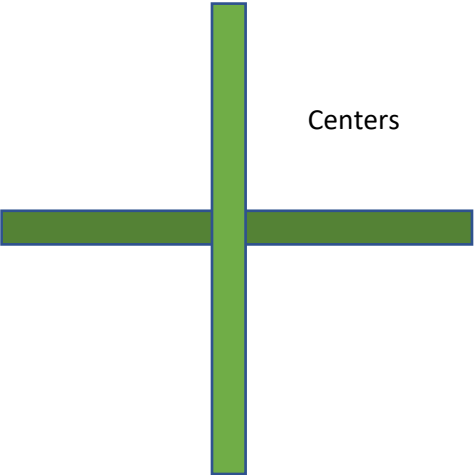
Desk




Group Work Table



Group Work Table



Centers



Reading Center



Teacher Desk